



**City of
Kalgoorlie
Boulder**

Planning, Development and Regulatory Services

Information Bulletin

Monthly Statistics

January 2020

Contents

MONTHLY WASTE SERVICE STATISTICS	3
Rubbish collection services	3
Landfill facility	3
MONTHLY COMMUNITY RANGER AND INDIGENOUS HEALTH STATISTICS	4
Indigenous Health Program	4
Animal Impoundments	5
Other Statistics	5
MONTHLY PLANNING DEPARTMENT STATISTICS	6
Number of Planning Applications Outstanding	6
Revenue Distribution by Month	6
MONTHLY BUILDING DEPARTMENT STATISTICS	7
Building Application Summary	7
Certified and Uncertified Applications	7
Average Timeframe to process building application in days	7
Swimming Pool Inspections	8
MONTHLY BUILDING STATISTICS SUMMARY	9
Development Value by Development Type	9
YTD Development Value by Development Type	9
Comments:	9
Monthly Building Approvals	10

Monthly Waste Service Statistics

January 2020

Rubbish collection services

Type	Tonnes	No. of Bins Collected	Average Per Bin (KG)
Refuse	908.1	56,403	16.10
Recycling	176.20	18,134	9.71

Landfill facility

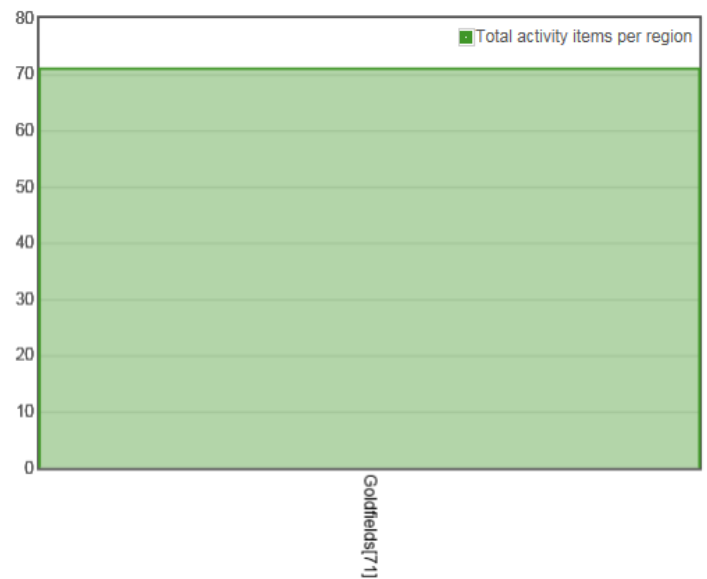
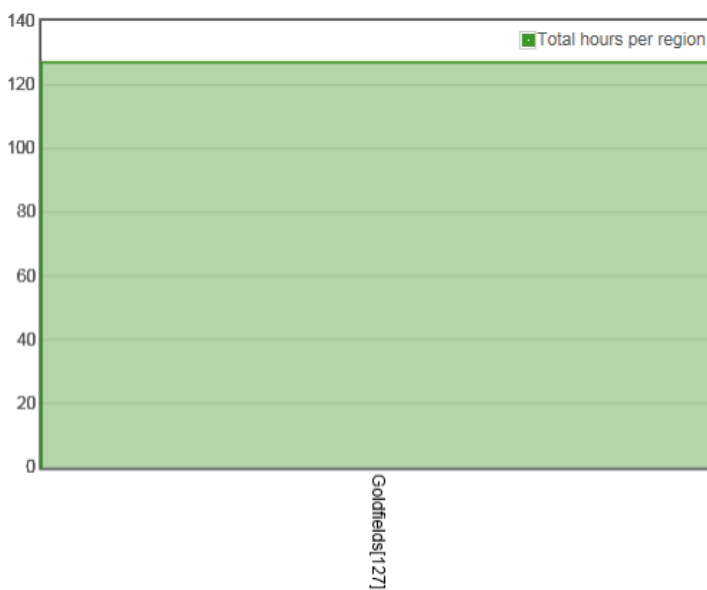
Type	Statistic
Residential Customers Entering Facility	4,655
Tonnes of Commercial Waste	2,348.54
Tonnes of Tyres	146.87
Tonnes of Contaminated Soil	0
Total Tonnes of Waste	8,329.92

Monthly Community Ranger and Indigenous Health Statistics

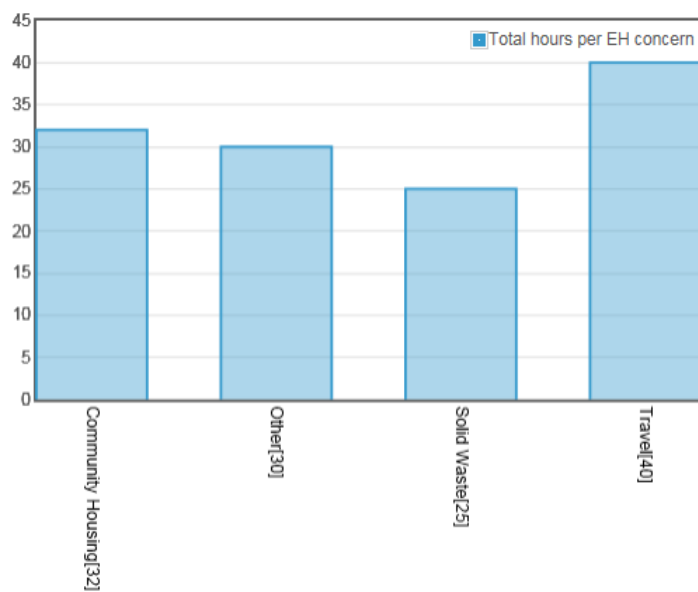
January 2020

Indigenous Health Program

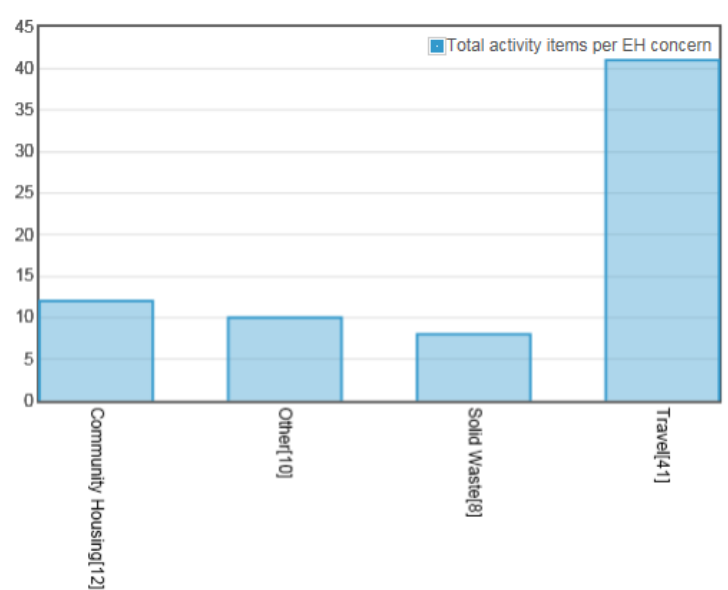
Type	Statistic
Boots on Ground Hours	127



*Overall total hours at each site for the month



*Total Sites visited for the month



*Overall total hours at each site per month

*Total visits for the month

Others is promotional work, pest control ect.

Animal Impoundments

Type	Statistic
Dog	36
Cat	46
Other	75
Number of Animals Rehomed	76

Other Statistics

Type	Statistic
Number of Parking Infringements	59
Number of Abandoned Trolleys	65
Number or Ranger Customer Requests (RCR)	223

Note: Ranger Customer Requests are calls or communications with the Rangers to investigate or act on an issue.

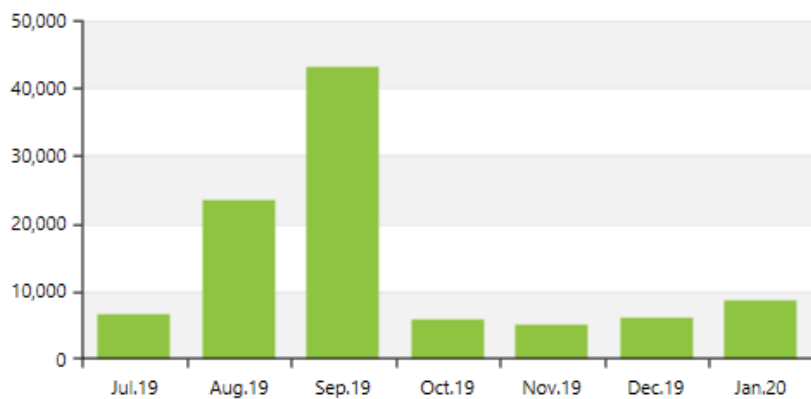
Monthly Planning Department Statistics

January 2020

Number of Planning Applications Outstanding

Application Details	Residential	Non- Residential
Opening Balance (date)	13	22
Applications Lodged	3	7
Less Applications Determined	2	6
Closing Balance (date)	14	23

Revenue Distribution by Month



Monthly Building Department Statistics

January 2020

Building Application Summary

Number of Applications	Class 10	Class 1	Class 2-9	Total
Approved	9	3	7	19
Pending	3	0	5	8
Total	12	3	12	27

Note: Totals are only for applications submitted in January 2020. "Pending" indicates that the application was not yet decided upon as of 31st January 2020.

Certified and Uncertified Applications

Applications	Total
Certified	8
Uncertified	14
Demolition	0
Occupancy	5
Building Approval Certificate	0
Total	27

Note: Totals are for applications submitted in January 2020.

Average Timeframe to process building application in days

Applications	Days	Statutory Maximum
Certified	3.5	10
Uncertified	5.5	25

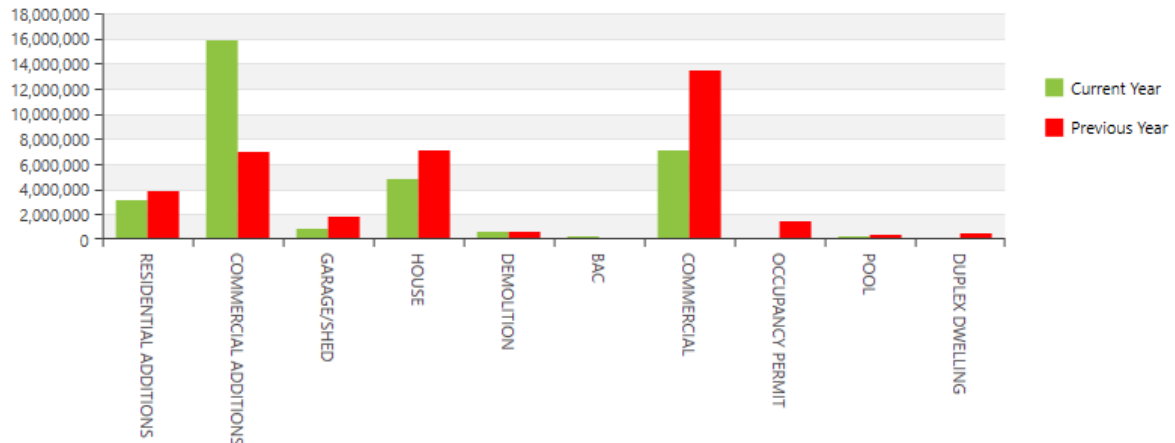
Swimming Pool Inspections

Type	Total
Completed Pool Inspections	60
Total Compliant	50
Total Non-Compliant	8
Total Removed	2
Long-term Outstanding Non-Compliant	170

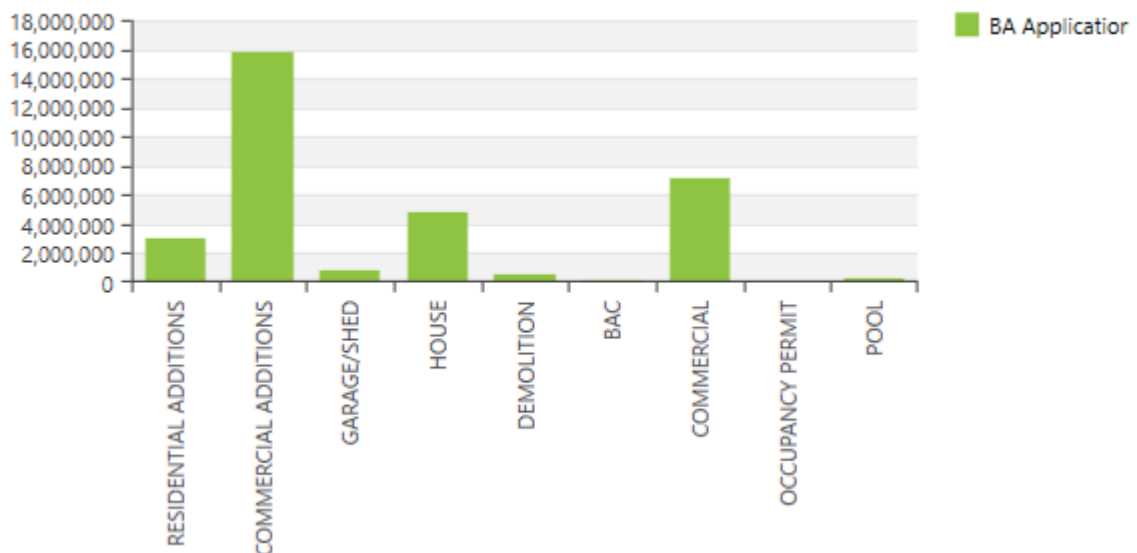
Monthly Building Statistics Summary

January 2020

Development Value by Development Type



YTD Development Value by Development Type



Comments:

- Certified applications are those applications which are submitted to the City with plans that have already been certified by a qualified Building Surveyor that they comply with the Building Code of Australia.
- Class 1 applications are mainly private houses.
- Class 10 applications are mainly other private structures (sheds, patios etc.).
- Class 2-9 applications are commercial structures.
- Balance now includes all applications i.e. Demolitions, CDC, CCC etc.

Monthly Building Approvals

January 2020

APPLIC NO.	ASSES NO.	APPLICATION DATE	DECISION DATE	BUILDER/CONTRACTOR	DEVELOPMENT LOCATION	DESCRIPTION	ESTIMATED VALUE	TYPE
26509	A12767	23/12/2019	07/01/2020	NEXT GEN BUILDING PTY LTD	LOT 29 (80) PICCADILLY STREET, PICCADILLY 6430	CARPORT & DRIVEWAY	\$30,114	UNCERTIFIED
26513	A10754	09/01/2020	09/01/2020	ZELNOR DEVELOPMENT PTY LTD	LOT 4531 (144) HART KERSPIEN DRIVE, BROADWOOD WA 6	AIRPORT HANGAR	\$250,000	CERTIFIED
26451	A1076	12/11/2019	15/01/2020	YAO HAI (JACK) ZHANG	LOT 5R (39) DWYER STREET, SOUTH BOULDER 6432	CARPORT & PATIO	\$15,000	UNCERTIFIED
26448	A31617	20/11/2019	17/01/2020	OWNER/BUILDER	LOT 141 (112) ASLETT DRIVE, KARLKURLA WA 6430	EXTENSION	\$150,000	UNCERTIFIED
26507	A11576	20/12/2019	17/01/2020	MATLAN CONSTRUCTION	LOT 3157 (48) WARD STREET, LAMINGTON 6430	PATIO REPLACEMENT	\$19,890	UNCERTIFIED
26515	A30448	13/01/2020	21/01/2020	ANDERSON BUILDING PTY LTD	LOT 338 (32) WILURARRA ROAD, WEST KALGOORLIE WA 6430	WORKSHOP EXTENSION	\$275,000	CERTIFIED
26516	A33214	16/01/2020	22/01/2020	OWNER/BUILDER	LOT 1 (556) HANNAN STREET, KALGOORLIE WA 6430	ABOVE GROUND SWIMMING POOL AND BARRICADE	\$1,000	UNCERTIFIED
26523	A283	21/01/2020	22/01/2020	OUTBACK ENERGY SUPPLY	LOT 268 (203) BOULDER ROAD, KALGOORLIE WA 6430	SOLAR PANELS	\$15,000	CERTIFIED
26524	A2471	21/01/2020	22/01/2020	OUTBACK ENERGY SUPPLY	LOT 2802 (15) OBERTHUR STREET, SOUTH KALGOORLIE WA 6430	SOLAR PANELS	\$15,000	CERTIFIED
26517	A15402	16/01/2020	23/01/2020	OWNER/BUILDER	LOT 19 (4) JARVIS PLACE, HANNANS 6430	SHED	\$15,000	UNCERTIFIED
26518	A14434	17/01/2020	23/01/2020	OWNER/BUILDER	LOT 1080 (121) CHEETHAM STREET, KALGOORLIE WA 6430	POOL FENCE	\$1,200	UNCERTIFIED
26519	A33282	17/01/2020	23/01/2020	OWNER/BUILDER	LOT 2 (10A) FRANK STREET, SOUTH KALGOORLIE 6430	SPA FENCE	\$1,500	UNCERTIFIED
26520	A1202	20/01/2020	23/01/2020	FREEDOM POOLS	LOT 2235 (9) EVANS STREET, BOULDER 6432	SWIMMING POOL & POOL FENCE	\$27,000	UNCERTIFIED
26521	A11768	20/01/2020	23/01/2020	FREEDOM POOLS	LOT 2749 (130) ADDIS STREET, WEST LAMINGTON WA 6430	SWIMMING POOL & POOL FENCE	\$29,000	UNCERTIFIED
26522	A34453	20/01/2020	23/01/2020	FREEDOM POOLS	LOT 7 (44) SMYTHE DRIVE, BROADWOOD 6430	SWIMMING POOL & POOL FENCE	\$27,000	UNCERTIFIED
26506	A18053	18/12/2019	28/01/2020	KALGOORLIE SALVAGE AND DEMOLITION	LOT 930 (22-24) BOULDER ROAD, KALGOORLIE WA 6430	FULL DEMOLITION	\$32,000	DEMOLITION PERMIT
26526	A25601	23/01/2020	28/01/2020	WESTRALIA HOLDINGS PTY LTD	LOT 1 (81A) HOPKINS STREET, SOUTH BOULDER WA 6432	SINGLE STOREY RESIDENCE	\$265,210	CERTIFIED
26525	A14161	22/01/2020	29/01/2020	HICKS HOMES & CARPENTRY PTY LTD	LOT 882 (8) MACDONALD STREET, KALGOORLIE WA 6430	PATIO	\$6,569	UNCERTIFIED
26531	A13180	24/01/2020	29/01/2020	ELITE COMPLIANCE PTY LTD	LOT 219 (72) DUGAN STREET, KALGOORLIE WA 6430	OCCUPANCY	\$0	OCCUPANCY
26527	A31122	23/01/2020	30/01/2020	FIESTA CANVAS	LOT 22 (22) RISEBERRY WAY, SOMERVILLE WA 6430	SHADE SAIL	\$6,600	UNCERTIFIED
26534	A14671	30/01/2020	30/01/2020	HORIZON CONSTRUCTIONS (AUSTRALIA) PTY LTD	LOT 15-17 (69-71) WILSON STREET, KALGOORLIE 6430	NEW PYLON ID SIGN	\$40,000	CERTIFIED
26535	A464	30/01/2020	31/01/2020	ROOFING SOLUTIONS	LOT 955 (215) BURT STREET, VICTORY HEIGHTS 6432	RE-ROOFING	\$18,000	UNCERTIFIED
26536	A12942	30/01/2020	31/01/2020	ROOFING SOLUTIONS	LOT 3311 (32) WITTENOOM STREET, PICCADILLY 6430	RE-ROOFING	\$17,000	UNCERTIFIED
26537	A30199	31/01/2020	31/01/2020	MITIE CONSTRUCTION PTY LTD	LOT 3507 (46) LIONEL STREET, SOUTH KALGOORLIE WA 6430	TEMPORARY OCCUPANCY PERMIT	\$0	OCCUPANCY

Note: Totals are for any applications approved in the month of January 2020. This may include applications lodged in previous months.