












Results from Jan 5, 2020 - Feb 1, 2020

Note: Does not include today's data. Insights activity is reported in the Pacific time zone. Ads activity is reported in the time zone of your ad account.

Organic Paid

<p>Actions on Page ⓘ</p> <p>January 5 - February 1</p> <p>23</p> <p>Total Actions on Page ▲10%</p> 	<p>Page Views ⓘ</p> <p>January 5 - February 1</p> <p>3,776</p> <p>Total Page Views ▼1%</p> 	<p>Page Previews ⓘ</p> <p>January 5 - February 1</p> <p>158</p> <p>Page Previews ▲18%</p> 
<p>Page Likes ⓘ</p> <p>January 5 - February 1</p> <p>190</p> <p>Page Likes ▲2%</p> 	<p>Post Reach ⓘ</p> <p>January 5 - February 1</p> <p>26,884</p> <p>People Reached ▼40%</p> 	<p>Story Reach ⓘ</p> <p>January 5 - February 1</p> <p>Get Story Insights</p> <p>See stats on how your Page's recent stories have performed.</p> <p>Learn More</p>
<p>Recommendations ⓘ</p> <p>January 5 - February 1</p>  <p>We have insufficient data to show for the selected time period.</p>	<p>Post Engagement ⓘ</p> <p>January 5 - February 1</p> <p>19,604</p> <p>Post Engagement ▼25%</p> 	<p>Videos ⓘ</p> <p>January 5 - February 1</p> <p>804</p> <p>3-Second Video Views ▼87%</p> 
<p>Page Followers ⓘ</p> <p>January 5 - February 1</p> <p>196</p> <p>Page Followers ▼2%</p> 	<p>Orders ⓘ</p> <p>January 5 - February 1</p> <p>0</p> <p>Number of Orders ▲0%</p> <p>0</p> <p>Earnings from Orders ▲0%</p>	<div style="background-color: #f0f0f0; height: 100%;"></div>